






























3ème WHAT'S YOUR LIMIT ? BACKYARD BEAURAING 2025

Classement général

Place	Race	Bib	Nat.	Name	Club	MF	Lap	Time	KM	Last	Best	Avg
Backyard												
1.	Race	2102		PIERLOT Julien		M	<u>57</u>	56:30:42	382,18	30:42	30:42	43:50
2.	Race	2177		KOUAKOU Marius	Les Coureurs de Babi	M	<u>56</u>	55:50:53	375,48	50:53	36:57	46:42
3.	Race	2147		BADOT Benoît	Team Trail Single Track	M	<u>45</u>	44:53:48	301,72	53:48	48:09	53:41
4.	Race	2066		STEYAERT Ivo	BNR	M	<u>38</u>	37:55:56	254,79	55:56	43:36	51:08
5.	Race	2285		AL KHALIL Adele	Les Coureurs de Babi	F	<u>37</u>	36:49:03	248,08	49:03	45:35	48:37
6.	Race	2150		RADERMECKER Nicolas	Fleurus athlétisme	M	<u>37</u>	36:52:49	248,08	52:49	47:26	49:36
7.	Race	2088		DEBAY Grégoire	FLEU	M	<u>37</u>	36:52:50	248,08	52:50	47:27	49:40
8.	Race	2097		PATERNOSTRE Stéphanie	Training Plus	F	<u>36</u>	35:57:14	241,38	57:14	49:17	52:50
9.	Race	2020		DESPAS Sébastien		M	<u>35</u>	34:55:58	234,67	55:58	43:57	48:14
10.	Race	2182		MATTHYS Alexis	Team M&M's Power	M	<u>34</u>	33:54:18	227,97	54:18	50:25	53:12
11.	Race	2224		HAJDU Valentin	OptimumTraining/Trakks Belgium	M	<u>32</u>	31:54:03	214,56	54:03	44:49	49:24
12.	Race	2267		MALFLIET Katja	HRC	F	<u>32</u>	31:56:00	214,56	56:00	48:54	50:47
13.	Race	2149		JOLIVET Alain	Les Coureurs de Babi	M	<u>31</u>	30:57:53	207,85	57:53	47:37	50:11
14.	Race	2294		SERTLET REVAULT Louis	Argonne sport discovery	M	<u>30</u>	29:38:20	201,15	38:20	38:20	49:53
15.	Race	2153		LEMAIRE Simon	Arlon a du Talon	M	<u>30</u>	29:44:55	201,15	44:55	42:49	51:02
16.	Race	2082		PICHELIN Maximilien	USC Nouvion sur Meuse	M	<u>28</u>	27:51:56	187,74	51:56	43:46	46:41
17.	Race	2148		DUBOIS Laurent		M	<u>26</u>	25:55:15	174,33	55:15	46:12	49:56
18.	Race	2172		RIGA Christophe	ACLE	M	<u>24</u>	23:49:43	160,92	49:43	48:16	50:09
19.	Race	2079		DE COCKER Nicolas	Team M&M's Power	M	<u>24</u>	23:50:56	160,92	50:56	46:05	51:11
20.	Race	2199		WESTER Anthony	Enjoy sports 08	M	<u>24</u>	23:53:34	160,92	53:34	50:36	51:56
21.	Race	2114		LÉONARD Thibault	Hard'n trail	M	<u>24</u>	23:53:43	160,92	53:43	44:55	51:34
22.	Race	2135		SPRUMONT Francois		M	<u>24</u>	23:55:06	160,92	55:06	48:35	52:12
23.	Race	2206		OGER Stephan		M	<u>24</u>	23:56:13	160,92	56:13	54:03	55:11
24.	Race	2239		DISPAS Céline	Jia	F	<u>22</u>	21:51:48	147,51	51:48	44:08	50:33
25.	Race	2287		JACQUEMIN Romain		M	<u>21</u>	20:46:46	140,80	46:46	43:21	45:11
26.	Race	2229		KUNE Marvin		M	<u>21</u>	20:52:56	140,80	52:56	45:29	49:23
27.	Race	2221		BOURREZ Jacques		M	<u>21</u>	20:53:23	140,80	53:23	43:06	45:59
28.	Race	2216		DELORGE Thomas	Team trail single track	M	<u>21</u>	20:56:49	140,80	56:49	50:36	53:06
29.	Race	2228		COULONVAUX Sophie	GTC	F	<u>20</u>	19:52:51	134,10	52:51	48:36	50:57

3ème WHAT'S YOUR LIMIT ? BACKYARD BEAURAING 2025

Classement général

Place	Race	Bib	Nat.	Name	Club	MF	Lap	Time	KM	Last	Best	Avg
30.	Race	2138		MOUREAU Dorian	Team M&M's Power	M	<u>20</u>	19:53:02	134,10	53:02	48:17	51:19
31.	Race	2194		BEUN Angelino		M	<u>20</u>	19:53:23	134,10	53:23	42:32	47:36
32.	Race	2058		WERON Bastien		M	<u>20</u>	19:57:06	134,10	57:06	48:58	51:41
33.	Race	2001		DUVAL Manu	Team Trail Single Track	M	<u>20</u>	19:57:07	134,10	57:07	48:57	50:56
34.	Race	2226		RENIERE Aude	Rcfernelmont	F	<u>19</u>	18:59:13	127,39	59:13	51:18	55:01
35.	Race	2161		ISERENTANT Merlin		M	<u>18</u>	17:39:05	120,69	39:05	39:05	47:44
36.	Race	2289		LAMBERTY Julien	Argonne sport discovery	M	<u>18</u>	17:45:20	120,69	45:20	40:04	46:37
37.	Race	2034		SENDEN Pierre		M	<u>18</u>	17:52:20	120,69	52:20	48:15	50:51
38.	Race	2021		COFFINIER Alexis		M	<u>18</u>	17:58:12	120,69	58:12	45:34	48:38
39.	Race	2056		VERSTICHEL Thierry	TTB	M	<u>18</u>	17:58:37	120,69	58:37	50:44	53:34
40.	Race	2110		VANWYNSBERGHE Matthias		M	<u>17</u>	16:51:21	113,98	51:21	50:06	52:35
41.	Race	2041		AUDRAN Frédéric	Les Traileurs de la Pointe	M	<u>17</u>	16:53:37	113,98	53:37	43:59	50:36
42.	Race	2012		MOSSERAY Virginie		F	<u>17</u>	16:54:47	113,98	54:47	50:04	52:12
43.	Race	2125		RICHARD Victor		M	<u>16</u>	15:47:31	107,28	47:31	45:29	49:53
44.	Race	2271		SEVRIN Lionel	Escargots2000	M	<u>16</u>	15:47:54	107,28	47:54	47:54	52:15
45.	Race	2208		CHEVALIER Fabian	Running club Mettet	M	<u>16</u>	15:49:48	107,28	49:48	46:09	50:02
46.	Race	2169		KMIOTEK Eric	Trek & Trail	M	<u>16</u>	15:49:53	107,28	49:53	43:50	48:49
47.	Race	2084		VALERO Jonathan	Les traileurs de la pointe	M	<u>16</u>	15:52:20	107,28	52:20	45:14	49:41
48.	Race	2057		BIVERT Anthony	/	M	<u>16</u>	15:54:29	107,28	54:29	51:20	53:19
49.	Race	2127		HENNON Quentin	Trek & Trail Bertrix	M	<u>16</u>	15:54:37	107,28	54:37	43:12	49:05
50.	Race	2270		VREULS Lionel	Trek and trail	M	<u>16</u>	15:54:37	107,28	54:37	43:50	49:55
51.	Race	2013		SERRIÉ Guy		M	<u>16</u>	15:55:46	107,28	55:46	46:11	49:51
52.	Race	2029		MATHIEU Robin		M	<u>16</u>	15:56:07	107,28	56:07	49:49	52:49
53.	Race	2154		WANSARD Marie	JCCS	F	<u>16</u>	15:57:28	107,28	57:28	43:55	49:19
54.	Race	2298		VANHOEGAERDEN Thierry	Runnin'grez	M	<u>16</u>	15:58:22	107,28	58:22	38:04	49:45
55.	Race	2223		MASSON Vincent	Team Trail Single Track	M	<u>15</u>	14:39:47	100,57	39:47	39:47	49:30
56.	Race	2103		SAINT-GUILLAIN Nathan		M	<u>15</u>	14:45:51	100,57	45:51	44:49	51:15
57.	Race	2131		BERBEN Jean-Michael		M	<u>15</u>	14:48:07	100,57	48:07	44:23	47:52
58.	Race	2014		LEMIRE Laurent		M	<u>15</u>	14:50:24	100,57	50:24	42:54	47:38
59.	Race	2139		COLLARD Marc	Trek and trail	M	<u>15</u>	14:50:28	100,57	50:28	43:12	48:55
60.	Race	2261		CHARDENAL Bertrand		M	<u>15</u>	14:51:09	100,57	51:09	44:05	46:07
































3ème WHAT'S YOUR LIMIT ? BACKYARD BEAURAING 2025

Classement général

Place	Race	Bib	Nat.	Name	Club	MF	Lap	Time	KM	Last	Best	Avg
61.	Race	2119		FERRIER Aurelien		M	<u>15</u>	14:51:54	100,57	51:54	49:05	50:03
62.	Race	2282		MERTENS Geoffroy		M	<u>15</u>	14:53:01	100,57	53:01	48:26	50:44
63.	Race	2104		EMBRECHTS Antoine	CAP Beauraing	M	<u>15</u>	14:53:15	100,57	53:15	50:48	52:05
64.	Race	2168		MEURICE Isabelle		F	<u>15</u>	14:53:19	100,57	53:19	44:58	50:09
65.	Race	2124		VASSEN Fabian		M	<u>15</u>	14:53:52	100,57	53:52	46:42	50:03
66.	Race	2130		LÉONARD Florian		M	<u>15</u>	14:54:27	100,57	54:27	46:59	49:37
67.	Race	2111		CHARLIER Anne	TTST	F	<u>15</u>	14:55:04	100,57	55:04	46:09	49:52
68.	Race	2210		MONT Michaël		M	<u>15</u>	14:55:18	100,57	55:18	49:28	51:59
69.	Race	2232		DUBLET Lionel		M	<u>15</u>	14:55:28	100,57	55:28	46:21	50:25
70.	Race	2105		LETERME HEROD Geoffrey	Les traileurs de la pointe	M	<u>15</u>	14:55:47	100,57	55:47	51:01	52:57
71.	Race	2118		EVARD Frederic	WALMAT	M	<u>15</u>	14:55:48	100,57	55:48	49:23	52:33
72.	Race	2003		MAQUET Jordan		M	<u>15</u>	14:55:54	100,57	55:54	49:00	53:10
73.	Race	2264		ANNET Maxime		M	<u>15</u>	14:57:05	100,57	57:05	48:24	51:52
74.	Race	2093		WARZEE Emilie		F	<u>15</u>	14:57:17	100,57	57:17	51:29	52:46
75.	Race	2052		DEMENTIN Jason	Argonne Sport Discovery	M	<u>15</u>	14:57:19	100,57	57:19	47:40	49:38
76.	Race	2113		CONREUR Guillaume	/	M	<u>15</u>	14:57:49	100,57	57:49	47:29	50:25
77.	Race	2073		ANTOINE Laurent		M	<u>14</u>	13:55:42	93,87	55:42	51:18	52:22
78.	Race	2132		LABBE Michael		M	<u>14</u>	13:59:25	93,87	59:25	48:26	53:30
79.	Race	2081		DURY Ingrid	USC Novion sur Meuse	F	<u>13</u>	12:47:14	87,16	47:14	44:44	46:58
80.	Race	2070		KADDOUR DJEBBAR Mehdy	Cocoach	M	<u>13</u>	12:52:53	87,16	52:53	48:45	51:02
81.	Race	2167		LALLEMANT Alain	Tour à tour	M	<u>13</u>	12:53:12	87,16	53:12	49:11	50:43
82.	Race	2193		MARQUET Jordane	Argonne-sport-discovery	M	<u>13</u>	12:54:30	87,16	54:30	47:30	50:00
83.	Race	2062		MATHIEU Jacques	Run' heure	M	<u>13</u>	12:54:49	87,16	54:49	50:38	52:22
84.	Race	2260		LOISEAU Fabien	Rethel courir	M	<u>13</u>	12:55:00	87,16	55:00	45:00	48:49
85.	Race	2263		PERERA John	Team From Trail / MTNV	M	<u>13</u>	12:55:13	87,16	55:13	49:49	52:20
86.	Race	2047		ROSSOMME Mathieu		M	<u>13</u>	12:55:17	87,16	55:17	51:27	52:19
87.	Race	2055		VAN TUIJCOM Benjamin	USBW	M	<u>12</u>	11:28:42	80,46	28:42	28:42	42:19
88.	Race	2141		SERAFIN Adrien	Tour à Tour	M	<u>12</u>	11:29:49	80,46	29:49	29:49	49:28
89.	Race	2137		VERDURE Kevin		M	<u>12</u>	11:35:35	80,46	35:35	35:35	38:55
90.	Race	2015		PASSCHIER Sébastien	Etm mouscron	M	<u>12</u>	11:37:17	80,46	37:17	37:17	45:30
91.	Race	2037		JACOBY Sylvain	TTST	M	<u>12</u>	11:38:59	80,46	38:59	38:59	51:54


























3ème WHAT'S YOUR LIMIT ? BACKYARD BEAURAING 2025

Classement général

Place	Race	Bib	Nat.	Name	Club	MF	Lap	Time	KM	Last	Best	Avg
92.	Race	2192		VOET Matthieu		M	<u>12</u>	11:48:33	80,46	48:33	45:37	46:57
93.	Race	2080		ARNOULD Sébastien	WATT	M	<u>12</u>	11:48:56	80,46	48:56	48:56	50:23
94.	Race	2175		FOCKEDEY Maxime		M	<u>12</u>	11:49:14	80,46	49:14	42:56	46:14
95.	Race	2299		MINCKWITZ Stany	Trek & Trail	M	<u>12</u>	11:50:20	80,46	50:20	45:29	49:17
96.	Race	2144		CRAVATTE Michel		M	<u>12</u>	11:50:22	80,46	50:22	45:46	48:05
97.	Race	2189		BAIJOT Regine	Jccs	F	<u>12</u>	11:51:37	80,46	51:37	43:53	46:57
98.	Race	2121		LAMOTTE Christophe		M	<u>12</u>	11:51:43	80,46	51:43	47:43	49:47
99.	Race	2067		MINNE Patrice	Turbo	M	<u>12</u>	11:52:29	80,46	52:29	49:28	51:11
100.	Race	2273		PESTEL Rémi		M	<u>12</u>	11:52:35	80,46	52:35	50:11	52:17
101.	Race	2140		COQUELET Roman		M	<u>12</u>	11:52:41	80,46	52:41	48:17	49:49
102.	Race	2071		MALEMPRE David	BATT	M	<u>12</u>	11:53:17	80,46	53:17	48:13	50:09
103.	Race	2027		NINANE Anne-Fran	Natu'run	F	<u>12</u>	11:53:33	80,46	53:33	50:41	51:54
104.	Race	2022		FRANÇOIS Léandre		M	<u>12</u>	11:54:21	80,46	54:21	46:32	50:14
105.	Race	2222		MEULEPAS Christelle		F	<u>12</u>	11:54:27	80,46	54:27	49:15	50:24
106.	Race	2187		TAVERNIER Carole	Les traileurs de la Pointe	F	<u>12</u>	11:54:56	80,46	54:56	46:25	50:27
107.	Race	2220		BRICHET Charley		M	<u>12</u>	11:55:13	80,46	55:13	43:44	46:49
108.	Race	2133		DE VOOGHT Yves		M	<u>12</u>	11:55:32	80,46	55:32	44:22	46:49
109.	Race	2238		SOPHYS Romain	Argonne Sport Discovery	M	<u>12</u>	11:56:44	80,46	56:44	46:03	51:14
110.	Race	2266		SOPHYS Carole		F	<u>12</u>	11:56:47	80,46	56:47	49:01	51:46
111.	Race	2183		FERAUX Rémi	Argonne Sport Discovery	M	<u>12</u>	11:56:50	80,46	56:50	49:01	51:26
112.	Race	2123		TOUPET Stéphane	Enjoy your run	M	<u>12</u>	11:57:16	80,46	57:16	44:35	51:14
113.	Race	2262		ALLEMEERSCH Ben	TTB	M	<u>11</u>	10:34:34	73,75	34:34	34:34	47:31
114.	Race	2078		DELFOSSÉ Alain		M	<u>11</u>	10:44:30	73,75	44:30	38:03	39:14
115.	Race	2180		VAN KERCKHOVEN Olivier	Jujitsu academie Vilvoorde	M	<u>11</u>	10:49:10	73,75	49:10	43:25	49:36
116.	Race	2126		COLLART Michael	Cats Bikers	M	<u>11</u>	10:49:50	73,75	49:50	49:42	51:49
117.	Race	2185		VILLEVAL Amelie		F	<u>11</u>	10:49:58	73,75	49:58	48:17	49:48
118.	Race	2274		MEURIS Louis		M	<u>11</u>	10:51:10	73,75	51:10	48:08	50:18
119.	Race	2050		BAUMAL Edwin	Total Body Training	M	<u>11</u>	10:51:22	73,75	51:22	47:25	49:24
120.	Race	2181		RAYMAKERS Judy	Leg's Go	F	<u>11</u>	10:52:02	73,75	52:02	48:50	50:35
121.	Race	2065		DRABIK Jeremy		M	<u>11</u>	10:52:08	73,75	52:08	47:42	49:47
122.	Race	2083		FAUVILLE Marie-Aline	Tour à Tour	F	<u>11</u>	10:52:33	73,75	52:33	49:37	51:05
































3ème WHAT'S YOUR LIMIT ? BACKYARD BEAURAING 2025

Classement général

Place	Race	Bib	Nat.	Name	Club	MF	Lap	Time	KM	Last	Best	Avg
123.	Race	2101		HUBERT Nicolas	BATTIFER	M	<u>11</u>	10:52:54	73,75	52:54	48:02	50:49
124.	Race	2195		JUANOS CABANAS Cristina	Wetrail	F	<u>11</u>	10:53:18	73,75	53:18	49:33	50:31
125.	Race	2120		MARCHAL Kevin	BATT	M	<u>11</u>	10:55:00	73,75	55:00	48:00	50:44
126.	Race	2230		ROCHETTE Yannick		M	<u>11</u>	10:55:15	73,75	55:15	48:55	50:45
127.	Race	2278		DUMONT Jerome	Claudy	M	<u>11</u>	10:55:27	73,75	55:27	51:28	52:09
128.	Race	2028		LOUSBERG Carine	Natu'Run	F	<u>11</u>	10:55:28	73,75	55:28	50:42	52:07
129.	Race	2202		THYS Frederic		M	<u>11</u>	10:56:13	73,75	56:13	40:15	46:00
130.	Race	2018		MUZZILLO Luigi		M	<u>11</u>	10:56:15	73,75	56:15	49:57	52:04
131.	Race	2173		DOURTE Maxime	Jog'in Bastogne	M	<u>11</u>	10:56:34	73,75	56:34	47:00	50:19
132.	Race	2163		OLIVIER Kévin		M	<u>11</u>	10:56:40	73,75	56:40	48:58	51:09
133.	Race	2184		HALLET Caroline	DBS SPORTEX	F	<u>11</u>	10:56:49	73,75	56:49	52:00	54:13
134.	Race	2048		NZENGE DEDA Christopher	/	M	<u>11</u>	10:59:45	73,75	59:45	51:39	53:32
135.	Race	2188		VANHAELEWYN Jean Francois		M	<u>10</u>	9:38:48	67,05	38:48	38:48	44:57
136.	Race	2288		QUITTELIER Jason	Leg's go /running team côdroz	M	<u>10</u>	9:40:56	67,05	40:56	35:41	38:11
137.	Race	2283		LORENT Vincent	leg's go / natur'un	M	<u>10</u>	9:49:56	67,05	49:56	44:53	48:09
138.	Race	2051		DUMONT Guillaume	BATT	M	<u>10</u>	9:50:27	67,05	50:27	48:00	49:39
139.	Race	2265		COIGNART Kevin		M	<u>10</u>	9:50:54	67,05	50:54	43:34	45:44
140.	Race	2166		SMET Matthieu		M	<u>10</u>	9:50:58	67,05	50:58	49:55	51:54
141.	Race	2295		FRANCESCHINI Arnaud	Bosret RC	M	<u>10</u>	9:51:03	67,05	51:03	51:03	52:06
142.	Race	2191		LECLERC Laurent	Les traileurs de la pointe	M	<u>10</u>	9:51:28	67,05	51:28	46:26	48:54
143.	Race	2136		LIBION Marc	Jcpmf flawinne	M	<u>10</u>	9:51:31	67,05	51:31	49:12	50:13
144.	Race	2174		TRIBOLET Céline	Jcpmf flawinne	F	<u>10</u>	9:51:32	67,05	51:32	49:13	50:11
145.	Race	2094		BECHET Cécile	Wetrail	F	<u>10</u>	9:51:46	67,05	51:46	49:10	49:51
146.	Race	2122		PLIEZ Nathan	ETM	M	<u>10</u>	9:51:54	67,05	51:54	45:33	47:01
147.	Race	2286		ETIENNE Julien	Biotrail	M	<u>10</u>	9:52:05	67,05	52:05	44:53	48:23
148.	Race	2165		TINANT Sylvie	Biotrail	F	<u>10</u>	9:52:05	67,05	52:05	48:54	50:22
149.	Race	2077		GILLET Elodie	BIOTRAIL	F	<u>10</u>	9:52:05	67,05	52:05	49:11	50:15
150.	Race	2233		HENRIS Tom	Sans	M	<u>10</u>	9:52:28	67,05	52:28	48:07	50:20
151.	Race	2143		WAHA Sami	Bosret RC	M	<u>10</u>	9:52:29	67,05	52:29	48:28	51:31
152.	Race	2276		GRANDJEAN Sébastien	Trek N Trail Bertrix	M	<u>10</u>	9:52:30	67,05	52:30	46:18	50:15
153.	Race	2176		SOARES Fernando	Runners Oupeye	M	<u>10</u>	9:52:31	67,05	52:31	51:17	52:20

3ème WHAT'S YOUR LIMIT ? BACKYARD BEAURAING 2025

Classement général

Place	Race	Bib	Nat.	Name	Club	MF	Lap	Time	KM	Last	Best	Avg
154.	Race	2076		GODEFROID Aurélie	Run Arena Andenne	F	<u>10</u>	9:53:00	67,05	53:00	50:21	51:41
155.	Race	2212		RAGUET Vincent	Enjoy Sport 08	M	<u>10</u>	9:53:39	67,05	53:39	48:48	51:43
156.	Race	2293		LIEVENS Jean Bernard	BATT	M	<u>10</u>	9:53:44	67,05	53:44	49:02	50:33
157.	Race	2152		VAN STECKELMAN Mathieu	Argonne sport discovery	M	<u>10</u>	9:54:20	67,05	54:20	47:33	50:59
158.	Race	2275		PIERDOMENICO Aurélie		F	<u>10</u>	9:55:11	67,05	55:11	49:13	51:07
159.	Race	2235		RIGAUX Pascale	BATT	F	<u>10</u>	9:55:11	67,05	55:11	49:06	51:12
160.	Race	2201		NOEL Jonathan		M	<u>10</u>	9:55:13	67,05	55:13	48:53	50:39
161.	Race	2059		DENUIT Lesley	Corps à Cœur - Batifer	F	<u>10</u>	9:55:50	67,05	55:50	50:53	52:42
162.	Race	2075		PURNODE Stéphanie		F	<u>10</u>	9:55:57	67,05	55:57	48:38	51:00
163.	Race	2116		SOLVEL Régine	Corps à Cœur	F	<u>10</u>	9:56:52	67,05	56:52	50:45	53:30
164.	Race	2171		LEMAIRE Julien	TTST	M	<u>10</u>	9:57:45	67,05	57:45	50:57	53:10
165.	Race	2236		DEBRY Manon	TTST	F	<u>10</u>	9:57:52	67,05	57:52	50:59	53:40
166.	Race	2128		VERGNON Florence	TTST	F	<u>10</u>	9:57:56	67,05	57:56	52:28	54:10
167.	Race	2068		JADOULLE Stephanie		F	<u>10</u>	9:57:56	67,05	57:56	52:00	54:05
168.	Race	2145		THULIER Kevin		M	<u>9</u>	8:50:52	60,34	50:52	45:54	49:31
169.	Race	2300		WINAND Donovan		M	<u>9</u>	8:52:07	60,34	52:07	46:58	49:05
170.	Race	2231		TAIDER Ophélie	Running Team Farciennes	F	<u>9</u>	8:52:41	60,34	52:41	48:37	50:27
171.	Race	2213		STURAM Lorenzo	Je cours pour ma chèvre	M	<u>9</u>	8:52:41	60,34	52:41	46:21	50:15
172.	Race	2234		DECHAMBRE Gilles		M	<u>9</u>	8:53:48	60,34	53:48	49:35	51:05
173.	Race	2061		MUSICK Benoit	Concombre team	M	<u>9</u>	8:55:30	60,34	55:30	46:46	50:00
174.	Race	2023		STROMMINGER Mildred		F	<u>9</u>	8:56:40	60,34	56:40	52:32	54:17
175.	Race	2156		DACO Raphael		M	<u>9</u>	8:56:58	60,34	56:58	44:11	50:36
176.	Race	2038		LEPERE Vincent	Trek and trail	M	<u>9</u>	8:57:45	60,34	57:45	43:11	46:25
177.	Race	2164		ROBERT Benjamin		M	<u>8</u>	7:49:31	53,64	49:31	47:04	48:41
178.	Race	2190		LEROY Ludovic		M	<u>8</u>	7:52:09	53,64	52:09	50:33	51:43
179.	Race	2009		STURAM Elise	Je cours pour ma chèvre	F	<u>8</u>	7:52:25	53,64	52:25	46:51	50:47
180.	Race	2249		LESAGE Lucie	Argonne sport discovery	F	<u>8</u>	7:52:26	53,64	52:26	48:06	49:43
181.	Race	2042		PIERRET Louise		F	<u>8</u>	7:52:48	53,64	52:48	49:35	50:51
182.	Race	2218		DARVILLE Julien		M	<u>8</u>	7:53:03	53,64	53:03	44:34	50:29
183.	Race	2227		ISTAT Vivien		M	<u>8</u>	7:53:28	53,64	53:28	50:42	51:28
184.	Race	2259		LEPERS Guillaume		M	<u>8</u>	7:53:28	53,64	53:28	50:29	51:26

3ème WHAT'S YOUR LIMIT ? BACKYARD BEAURAING 2025

Classement général

Place	Race	Bib	Nat.	Name	Club	MF	Lap	Time	KM	Last	Best	Avg
185.	Race	2248		MASSON Céline	TTST- Sportex ambassador	F	<u>8</u>	7:54:16	53,64	54:16	38:14	42:29
186.	Race	2032		MASSON Sébastien	TTST	M	<u>8</u>	7:55:05	53,64	55:05	51:25	52:48
187.	Race	2005		VERHEUST Jean-François	Natu'Run	M	<u>8</u>	7:55:55	53,64	55:55	50:04	52:53
188.	Race	2004		TANGHE Gregory	Grac	M	<u>8</u>	7:56:24	53,64	56:24	50:56	52:51
189.	Race	2196		LASSON Sebastien	Rethel courir	M	<u>8</u>	7:56:33	53,64	56:33	45:06	49:19
190.	Race	2290		DELOGNE Magali	TTST	M	<u>8</u>	7:58:20	53,64	58:20	49:58	54:34
191.	Race	2046		NOTERMAN Nicolas		M	<u>7</u>	6:49:58	46,93	49:58	49:32	50:05
192.	Race	2017		DUBUISSON Laure	Sans	F	<u>7</u>	6:51:37	46,93	51:37	48:46	50:24
193.	Race	2074		DESPAS Virginie		F	<u>7</u>	6:52:40	46,93	52:40	48:15	49:38
194.	Race	2146		DECHAMBRE Remy	Jogging bastogne	M	<u>7</u>	6:53:27	46,93	53:27	49:34	51:16
195.	Race	2019		LAFFINEUR Adrien	BATT	M	<u>7</u>	6:53:38	46,93	53:38	47:13	49:49
196.	Race	2100		AUDRAN Ophélie	Les Traileurs de la Pointe	F	<u>7</u>	6:54:47	46,93	54:47	48:15	51:44
197.	Race	2179		LEFEBVRE Damien	Les traileurs de la pointe	M	<u>7</u>	6:54:49	46,93	54:49	44:57	49:21
198.	Race	2098		AUDRAN Anatole	Les Traileurs de la Pointe	M	<u>7</u>	6:54:51	46,93	54:51	48:16	51:49
199.	Race	2207		ROBERT Briec	Hardn'trail	M	<u>7</u>	6:55:55	46,93	55:55	49:42	51:50
200.	Race	2214		GILSON Virginie	Team trail single track	F	<u>7</u>	6:55:58	46,93	55:58	53:12	54:54
201.	Race	2134		HORIDOR Stephan	Team Trail Singletrack	M	<u>7</u>	6:56:52	46,93	56:52	50:00	52:31
202.	Race	2086		MATHIEU Quentin		M	<u>7</u>	6:57:19	46,93	57:19	51:13	53:45
203.	Race	2219		DELA RUE Benjamin	Cap Beauraing	M	<u>7</u>	6:58:00	46,93	58:00	51:16	53:24
204.	Race	2178		HURIAUX Frédéric		M	<u>7</u>	6:58:00	46,93	58:00	49:50	53:04
205.	Race	2129		MERCENIER Didier	Leg's Go	M	<u>6</u>	5:49:24	40,23	49:24	49:24	50:13
206.	Race	2151		DRAYE Nicolas	Helhasport	M	<u>6</u>	5:49:39	40,23	49:39	48:51	49:37
207.	Race	2209		DEBRY Renaud	TTST	M	<u>6</u>	5:50:11	40,23	50:11	49:55	50:52
208.	Race	2054		MAILLARD Thibaud		M	<u>6</u>	5:50:42	40,23	50:42	46:57	49:42
209.	Race	2256		HAUREZ Marjorie	We trail	F	<u>6</u>	5:52:44	40,23	52:44	49:01	49:54
210.	Race	2297		VERPOORTEN Roger		M	<u>6</u>	5:54:46	40,23	54:46	48:13	50:56
211.	Race	2186		NATTIER Thomas		M	<u>6</u>	5:55:08	40,23	55:08	50:20	51:44
212.	Race	2291		COQUELET Mathilde	TTST	F	<u>6</u>	5:55:08	40,23	55:08	50:52	52:43
213.	Race	2280		COLLARD Bastien		M	<u>6</u>	5:55:14	40,23	55:14	52:06	53:22
214.	Race	2031		SOMMELETTE Pascal		M	<u>6</u>	5:55:21	40,23	55:21	47:57	50:38
215.	Race	2204		DELIGNERE Olivier	BATT	M	<u>6</u>	5:55:38	40,23	55:38	49:39	52:01



























3ème WHAT'S YOUR LIMIT ? BACKYARD BEAURAING 2025

Classement général

Place	Race	Bib	Nat.	Name	Club	MF	Lap	Time	KM	Last	Best	Avg
216.	Race	2258		ROBINET Sarah		F	<u>6</u>	5:55:39	40,23	55:39	54:12	54:58
217.	Race	2096		BOQUET Frédéric	Wetrail	M	<u>6</u>	5:56:18	40,23	56:18	50:53	52:35
218.	Race	2272		LEJEUNE Cédric	Biotrail	M	<u>6</u>	5:56:19	40,23	56:19	49:30	54:06
219.	Race	2277		AARTS Jean-Baptiste	Claudy	M	<u>6</u>	5:57:06	40,23	57:06	51:30	53:00
220.	Race	2006		ESPREUX Sébastien	Mb coaching	M	<u>6</u>	5:58:03	40,23	58:03	52:26	54:34
221.	Race	2092		TABOURDON Lauris	Bosret RC	M	<u>6</u>	5:58:22	40,23	58:22	51:21	53:53
222.	Race	2112		EVRARD Christophe		M	<u>6</u>	5:58:24	40,23	58:24	51:31	53:43
223.	Race	2197		BERTOLUTTI Damien	Sharks Triathlon	M	<u>6</u>	5:59:56	40,23	59:56	51:00	54:29
224.	Race	2142		SOTTIAUX Céline		F	<u>5</u>	4:50:23	33,52	50:23	50:23	51:16
225.	Race	2200		SCOUPPE Gery	TTB	M	<u>5</u>	4:52:08	33,52	52:08	49:43	51:19
226.	Race	2155		LÉONET Maxime		M	<u>5</u>	4:53:20	33,52	53:20	50:38	51:51
227.	Race	2085		PIERART Jérôme	Wetrail	M	<u>5</u>	4:54:29	33,52	54:29	51:15	52:22
228.	Race	2035		DEBENS Martial	Single Track	M	<u>5</u>	4:55:45	33,52	55:45	48:32	51:39
229.	Race	2268		LEPERS Nicolas	TTST	M	<u>5</u>	4:56:45	33,52	56:45	51:33	53:07
230.	Race	2024		DELBOUILLE Thierry		M	<u>5</u>	4:56:52	33,52	56:52	52:17	53:38
231.	Race	2039		LEROY Aldo		M	<u>5</u>	4:57:21	33,52	57:21	51:12	53:07
232.	Race	2281		PÉ Maxime	Bosret RC	M	<u>5</u>	4:57:21	33,52	57:21	51:20	53:02
233.	Race	2091		STEVENS David		M	<u>5</u>	4:59:21	33,52	59:21	53:55	55:57
234.	Race	2269		BRODEOUX Ann	TTST	F	<u>4</u>	3:53:15	26,82	53:15	49:47	50:56
235.	Race	2247		COURTOIS Sandrina	Ttst	F	<u>4</u>	3:55:00	26,82	55:00	52:00	53:30
236.	Race	2198		SIMON Charlotte	charlotte studio	F	<u>4</u>	3:55:17	26,82	55:17	48:56	51:17
237.	Race	2170		MATHIEU Stephanie	Ttst	F	<u>4</u>	3:55:49	26,82	55:49	53:48	54:39
238.	Race	2211		LAMOTTE Denis		M	<u>4</u>	3:56:51	26,82	56:51	51:46	53:54
239.	Race	2002		LAPUNZINA Dominique	TTST	F	<u>3</u>	2:56:05	20,11	56:05	52:30	54:04
240.	Race	2157		DE VALCK Melissa		F	<u>3</u>	2:58:50	20,11	58:50	53:51	56:14
241.	Race	2087		HODOR Vanessa	Trek & Trail	F	<u>1</u>	51:05	6,70	51:05	51:05	51:05
242.	Race	516810		THIRION C_ar_es-Emmanuel	Wolfpack Tra_l_Team	M	<u>0</u>		0,00			
243.	Race	516819		_E_CLERCQ_V_ne_sa	etm	F	<u>0</u>		0,00			
244.	Race	516869		MAN_EN Jac_ues	T_i_ux	M	<u>0</u>		0,00			
245.	Race	516871		SIMO_Tony	ABSP_RTS	M	<u>0</u>		0,00			
246.	Race	516872		JAVAUX Hugo	_os_et RC	M	<u>0</u>		0,00			

3ème WHAT'S YOUR LIMIT ? BACKYARD BEAURAING 2025

Classement général

Place	Race	Bib	Nat.	Name	Club	MF	Lap	Time	KM	Last	Best	Avg
247.	Race	516890		ABRAHAM Christophe	ARCH	M	<u>0</u>		0,00			
248.	Race	2215		COPPIN Ophelie	Run'heure	F	<u>0</u>		0,00			
249.	Race	516897		GILLIARD Sabrina	R__'Heure Cer_ontaine	F	<u>0</u>		0,00			
250.	Race	516913		M_CHEL I_es		M	<u>0</u>		0,00			
251.	Race	516919		LALOUX Vi_cent	Sobee	M	<u>0</u>		0,00			
252.	Race	516920		LETESSON Cl_ment		M	<u>0</u>		0,00			
253.	Race	516940		C_A_LIE_Guilla_me		M	<u>0</u>		0,00			
254.	Race	516941		_AINE Stephanie		F	<u>0</u>		0,00			
255.	Race	516944		DUPO_T_J_n_tha_		M	<u>0</u>		0,00			
256.	Race	516946		BRANCA_T_au_ent	_t_il	M	<u>0</u>		0,00			
257.	Race	516995		CAMUS_Renaud	USCN TEAM JOM	M	<u>0</u>		0,00			
258.	Race	517000		LIE_ART Bé_é_ct_	ETMo_scron	F	<u>0</u>		0,00			
259.	Race	517005		MICH_T_ulien	TTST	M	<u>0</u>		0,00			
260.	Race	517022		LETE_S_N Guill_ume		M	<u>0</u>		0,00			
261.	Race	517045		_AL_ENAERS_Emily		F	<u>0</u>		0,00			
262.	Race	517056		CANON Antoine		F	<u>0</u>		0,00			
263.	Race	517092		C_ULON Nicolas	Batt	M	<u>0</u>		0,00			
264.	Race	517135		CHO_ARD Cedr__	ASD	M	<u>0</u>		0,00			
265.	Race	517144		VANH_UDENA__B_nédicte	TTST	F	<u>0</u>		0,00			
266.	Race	517175		CARA Boris	L_xbike houffalize	M	<u>0</u>		0,00			
267.	Race	517225		SEPTROU_Antoine	3t	M	<u>0</u>		0,00			
268.	Race	599072		LINDE_ENS A_dr_	Fleurus ath_étisme	M	<u>0</u>		0,00			
269.	Race	605511		VAUTI_R Bruno	Hard'n t__il	M	<u>0</u>		0,00			
270.	Race	605746		MICHIEL__thony	Phœn_x_rai_Team	M	<u>0</u>		0,00			
271.	Race	605766		CA_LENS Eva_ie_t		M	<u>0</u>		0,00			
272.	Race	635567		MO__A Jemp	Escolinha Nem C_u é Limite	M	<u>0</u>		0,00			

Nombre d'inscrits: 272